

GETTING STARTED

The Art Trail provides an opportunity for parents and guardians with kids to take a closer look at selected artworks, start conversations about art, and enjoy creating images in response to the methods and themes discussed.

YOU WILL NEED

Grey lead pencil
Coloured Pencils (optional)
Sheet/s of white paper (optional)

THE EXHIBITION

This selection of artworks takes the word 'electric' and includes artworks about power generation but also includes other ways of thinking about the word 'electric'.

This playful exhibition includes work by:

George Baldessin, Andrew Cadzow, Nicholas Folland, Kirrily Hammond, Tim Jones, Bruce Latimer, John Peart, Mary MacQueen, Rodney Scherer, Colin Suggett, Peter Serwan, Evelyn Syme, James Taylor, Tony Trembath, Franz Verheesen, A. M. Wood. Some artworks will rotate in and out of the exhibition in early October.

Please note not all works will be on show at any one time.



**LATROBE
REGIONAL
GALLERY**

...

138 Commercial Rd, Morwell, Victoria, Australia 3840
www.latroberegionalgallery.com

(03) 5128 5700
lrg@latrobe.vic.gov.au

All details correct at time of printing

Latrobe Regional Gallery is Located on the traditional land of the Braiakaulung people of the Gunaikurnai nation. We pay respects to their Elders-past and present.



ART TRAIL

ELECTRIC

Artworks from the Latrobe Regional Gallery collection

18 July 2020 to 07 February 2021



Latrobe Regional Gallery's Education and Public Programs are generously supported by Australian Paper



COVER IMAGE

Evelyn Syme, *Yallourn Landscape (detail)*, 1933, Watercolour, 14 x 33 cm, Latrobe Regional Gallery Collection




Image Credit: George Baldessin *City Monuments* 1970. Etching, aquatint 58 x 51 cm image size. Latrobe Regional Gallery Collection

View George Baldessin's artwork *City Monuments*. What materials do you think it is made from?

Baldessin has used bold shapes to create this artwork. What shapes can you find? What do you think these shapes represent?

Create your own artwork that uses bold shapes:




Image Credit: Evelyn Syme, *Yallourn Landscape*, 1933, Watercolour, 14 x 33 cm, Latrobe Regional Gallery Collection

View Evelyn Syme's artwork *Yallourn Landscape*. What do you think these buildings are used for? Why?

What do you think the people in this artwork are doing? What can you see in the artwork that makes you think this?

Draw an industrial landscape:




Image Credit: Bruce Latimer, *Black Out Print*, 1977. Serigraph, 76 x 56 cm sheet size. Latrobe Regional Gallery Collection

View Bruce Latimer's artwork *Black Out Print*. How do you think he created this work?

How many different scenes has Latimer shown in this artwork? How do these ideas connect to create one artwork?

Draw an artwork that combines multiple scenes: